

Macintosh System Requirements

Configuration Requirements

- Popup-blocking software prevents the assessment windows from loading, and must be deactivated to take assessments. Examples of software that contains popup-blockers includes toolbars and internet properties/options, and can also include some firewall and antivirus software packages.
- Directions for deactivating your browser's popup-blocking capabilities are below in the [How to Setup a Macintosh Computer](#) section.

Minimum Operating System and Hardware Requirements

- OS X version 10.3.9 or higher
- 128 MB RAM
- G3 processor

Internet Browsers Supported

- Safari

How to Setup a Macintosh Computer

Every Macintosh workstation used for Online Assessments and Assessment Administration must be configured properly. Follow the steps below.

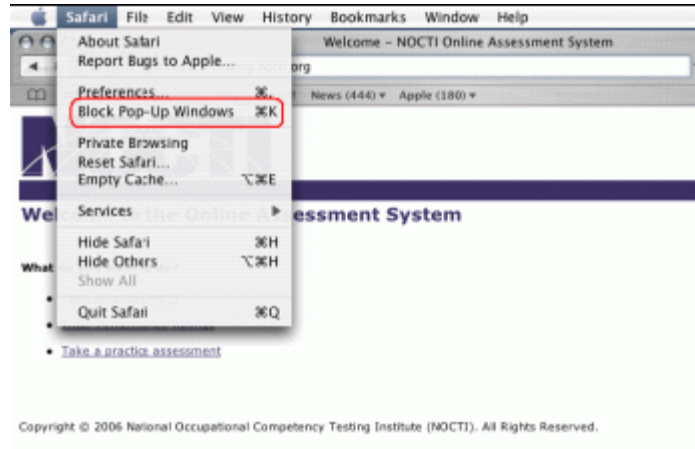


It is essential that the following steps be completed using the profile that assessment participants will use to login to the workstation with on testing day. Many sites have more than one profile (administrator profile, user profile, etc.). If the configuration steps are not completed using the profile that assessment participants will use to login, they will be unable to access the Online Assessment System to take their assessment.

Browser Options and Preferences

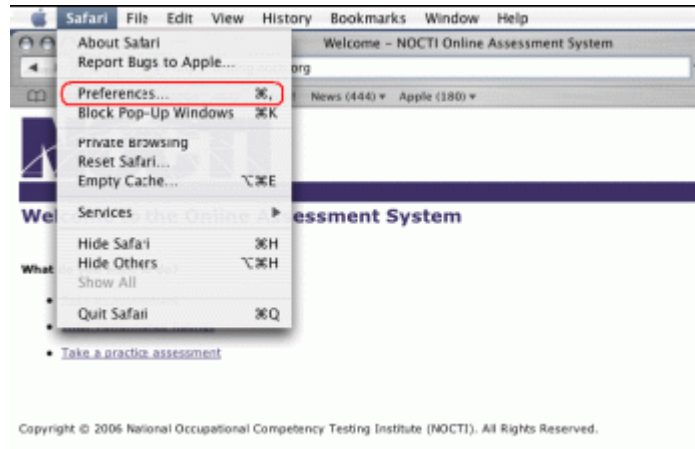
Step 1

- Click on the **Safari** option in the system menu
- Make sure the **Block Pop-Up Windows** option is not checked



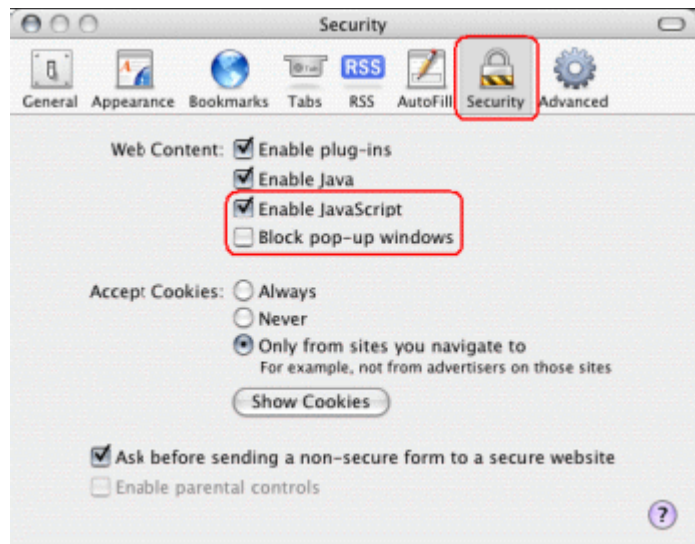
Step 2

- Click the **Preferences...** option in the **Safari** menu
- A **General** dialog box will appear



Step 3

- Click the **Security** tab
- Make sure the **Block pop-up windows** option is not checked
- Make sure the **Enable JavaScript** option is checked



Step 4

- Close the window by clicking the **Close** button in the upperleft corner

